



Co158 Series

SWINGING-SLIDING PORTAL

Self-supporting Security Portal with swinging-sliding door leaves.



Co158.115.S

Co158.115.L



SWINGING-SLIDING PORTAL WITH SELF-SUPPORTING STRUCTURE

Innovative self-supporting structure which allows to install the Portal in fully glazed façades without the need of vertical jambs connected to the ceiling. It is CE Normative *Escape-route* compliant, according to UNI EN16005.

SELF-SUPPORTING STRUCTURE

Easy to install on any type of entrance.



REMOVABLE
STRUCTURE



SWINGING-SLIDING
DOOR LEAVES



SELF-MANAGED
TRANSIT



ACCESS CONTROL
(systems integration)



BURGLAR PROOF
STRUCTURE



WIDE ENTRANCE,
WHEELCHAIRS PASSAGE



ESCAPE-ROUTE CE
NORMATIVE COMPLIANT



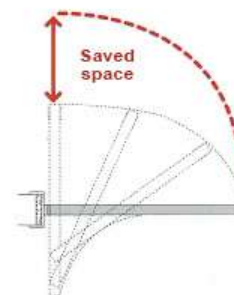
MECHANICAL LOCK
(for additional security locking)



BULLETPROOF AND
BURGLARPROOF



Glass: bulletproof BR2/S grade according to EN1063, 20/21 mm thickness and burglarproof P6B grade according to EN356.



Swinging-sliding system: less space needed in the opening, ideal solution for small entrances.

Co158 Portal versions:

Structure	Dimensions W x D x H (mm)	Passage W x H (mm)	Door leaves glass	Door speed	Weight
Co158.115.L with un-framed leaves	1630 x 525 x 2280	1150 x 2106	20/21mm BR2/S and P6B. Door leaves framed on 3 sides.	Adjustable	roughly 650Kg
Co158.115.S with framed leaves					
Self-supporting, painted steel, removable					


On request: custom versions according to customer needs.

“ An impressive piece of furniture,
a touch of elegance for important entrances.



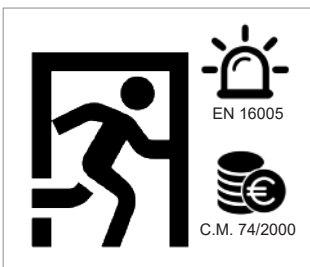
ELEGANT REMOVABLE STRUCTURE

Removable structure, it is available in separate parts for on-site assembling. Designed to fit the most various sites always granting high throughputs thanks to its doors opening/closing high speed. Ideal for: companies entrances, offices, banks, stores, airports, meeting centers, museums, ect. The self-supporting structure allows to be installed in fully glazed façades without the need of vertical jambs connected to the ceiling.



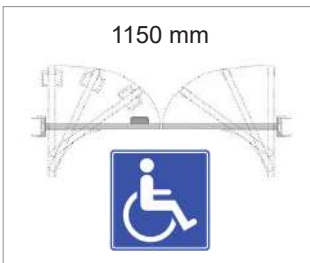
BURGLAR PROOF STRUCTURE

Portal designed to be a **burglar proof solution**: steel self-supporting structure with bulletproof glass. The version with **4-sides framed-leaves** (“S” Strong version) has been designed to grant a higher security grade, the steel frame reinforces the door by increasing the break-out resistance, which is in addition to the **four electromagnets** (two on each side) and to the mechanical lock for a special locking during the night times.



CE NORMATIVE ESCAPE-ROUTE COMPLIANT

Co158 Portal **can be used as Emergency Exit (Escape Route)** because is CE Normative compliant according to UNI EN 16005 and to Italian Ministerial Circular n. 74/2000 about bank sites escape routes. Doors equipped with **20/21 mm laminated glass** rated bulletproof BR2/S according to EN1063 and rated P6B burglarproof according to EN356. On request, it is possible to install **lighted-edge glass**.



WIDE ENTRANCE (wheelchairs passage)

Portal designed with wide passage area: 1150 mm. It allows an **easy people flow even with wheelchairs**. The swinging-sliding door system (self-managed thanks to the Control Unit) allows to save space during the doors opening/closing and the Portal can be also installed in small places/entrances.

EQUIPMENT AND OPTIONALS

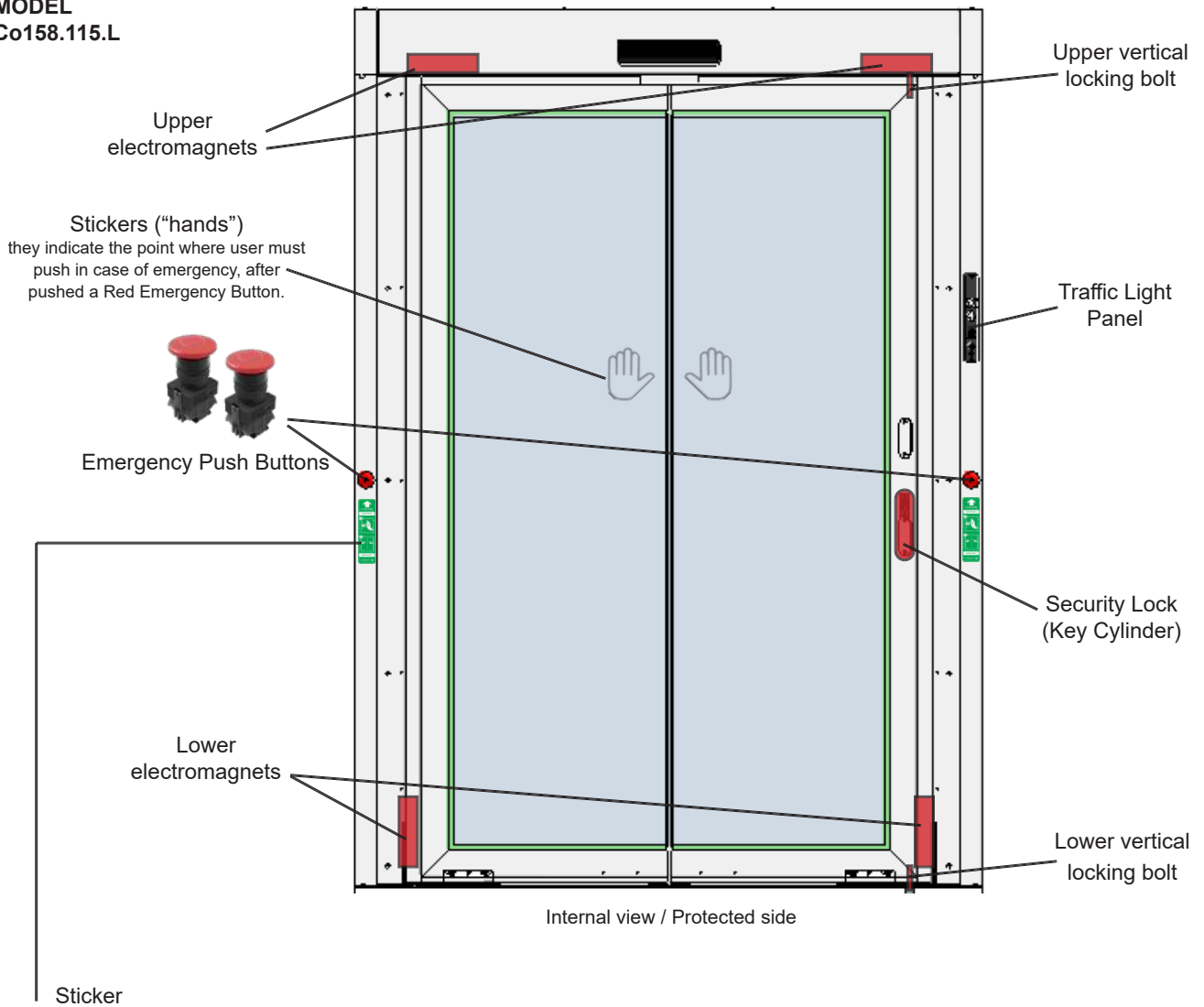


- Self-supporting structure
- Digital display, menu-guided command and setting Console
- Co158.115.L Light version with 3-sides framed door leaves
- Co158.115.S Light version with 4-sides framed door leaves
- Lighted-edge glass for door leaves (on request)
- Mechanical Lock for additional locking during night times
- 4 Professional Electromagnets (720 kg total holding force)
- 2 Traffic Light Panes with intercom (one on each side)
- 2 Emergency push buttons (on internal/protected side)
- 3 accident prevention sensors of which 2 are infrared sensors with person detection function
- Pre-recorded multilanguage voice messages
- Easy-link to third party manufactured access control systems (RS232 - RS485 - IBIS)
- Proxy and swipe-card and biometric readers easily added (optional)

EMERGENCY MODE

In case of emergency, pressing one of the **two red “mushroom” buttons**, when one of them is pressed the Control Unit immediately cuts any form of power supply. Without power supply, the **4 magnets** are immediately released, the motor is totally bypassed and the user can leave the portal simply by pushing the doors by hand with a force in accordance with the regulations.

MODEL
Co158.115.L



What to do in case of emergency

The sticker represents in graphic form the two actions to open the Portal in case of emergency:

- 1) Push one of red buttons
- 2) Push the door leaves



ESCAPE-ROUTE C.M. 74/2000 COMPLIANT

Italian C.M. 74/2000 compliance, the Portal can be used as *escape-route* in banking sites. Pushing one of two red emergency buttons the 4 electromagnets are being disabled. This allows an easily and manual door leaves opening (without any kind of holding force).

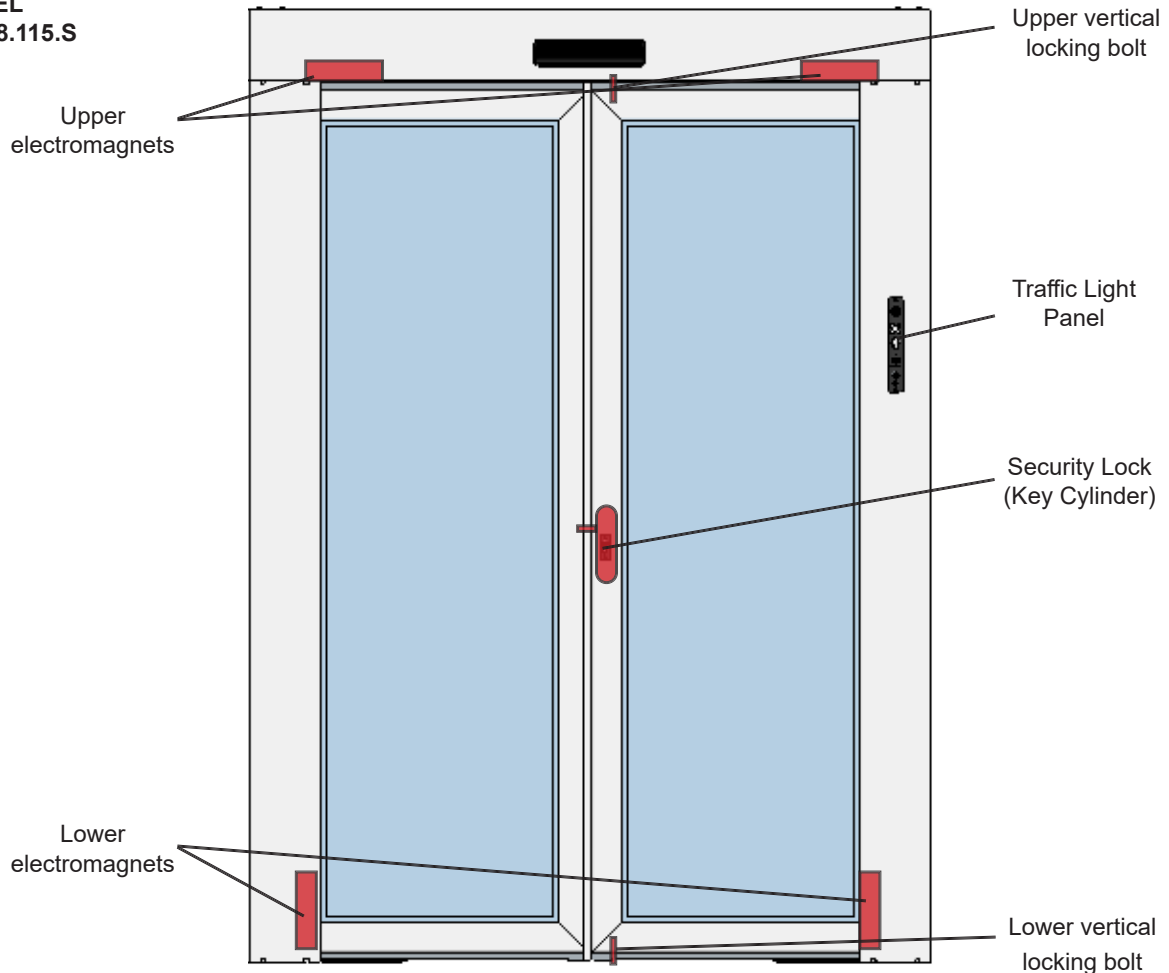
ESCAPE-ROUTE UNI EN 16005 COMPLIANT

CE Normative compliance according to UNI EN 16005 for *user safety* and for Portal use as *escape-route*. Portal equipped with two red Emergency Buttons, when pushed, they disable any kind of holding force, unlocking the door leaves from mechanical locks and electromagnets. It allows an easily and manual door leaves opening.

SECURITY LOCKING ON NIGHT TIMES

To increase the security level, the Portal is equipped with an **additional mechanical lock** with **2 vertical locking bolts** on “light” model Co158.L and **1 additional central security bolt** on “strong” model Co158.S. The mechanical lock can be abled (night mode) or disabled (daytime mode) only by authorized personnel using a security key.

**MODEL
Co158.115.S**



External view / Unprotected side



External view, open Portal



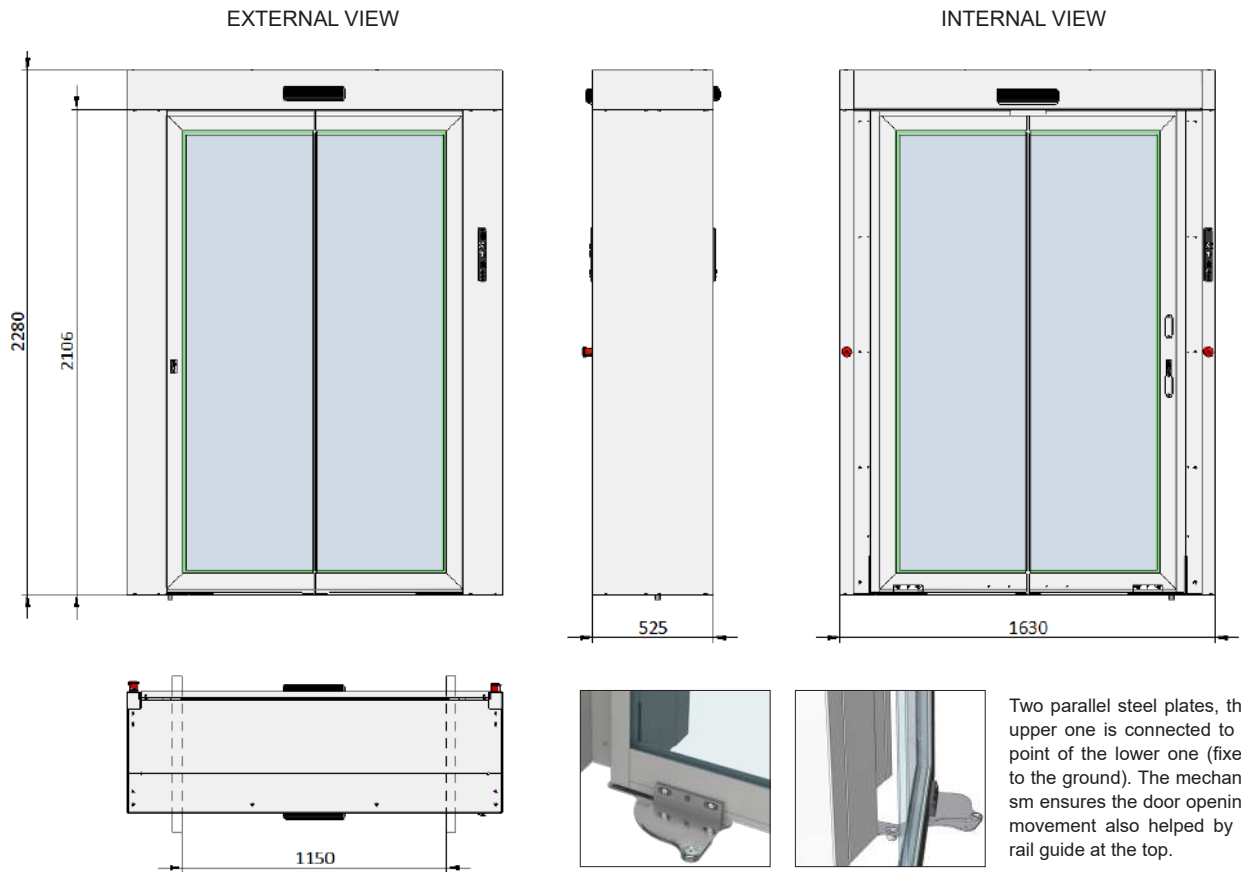
External view, closed Portal



Internal view, closed Portal

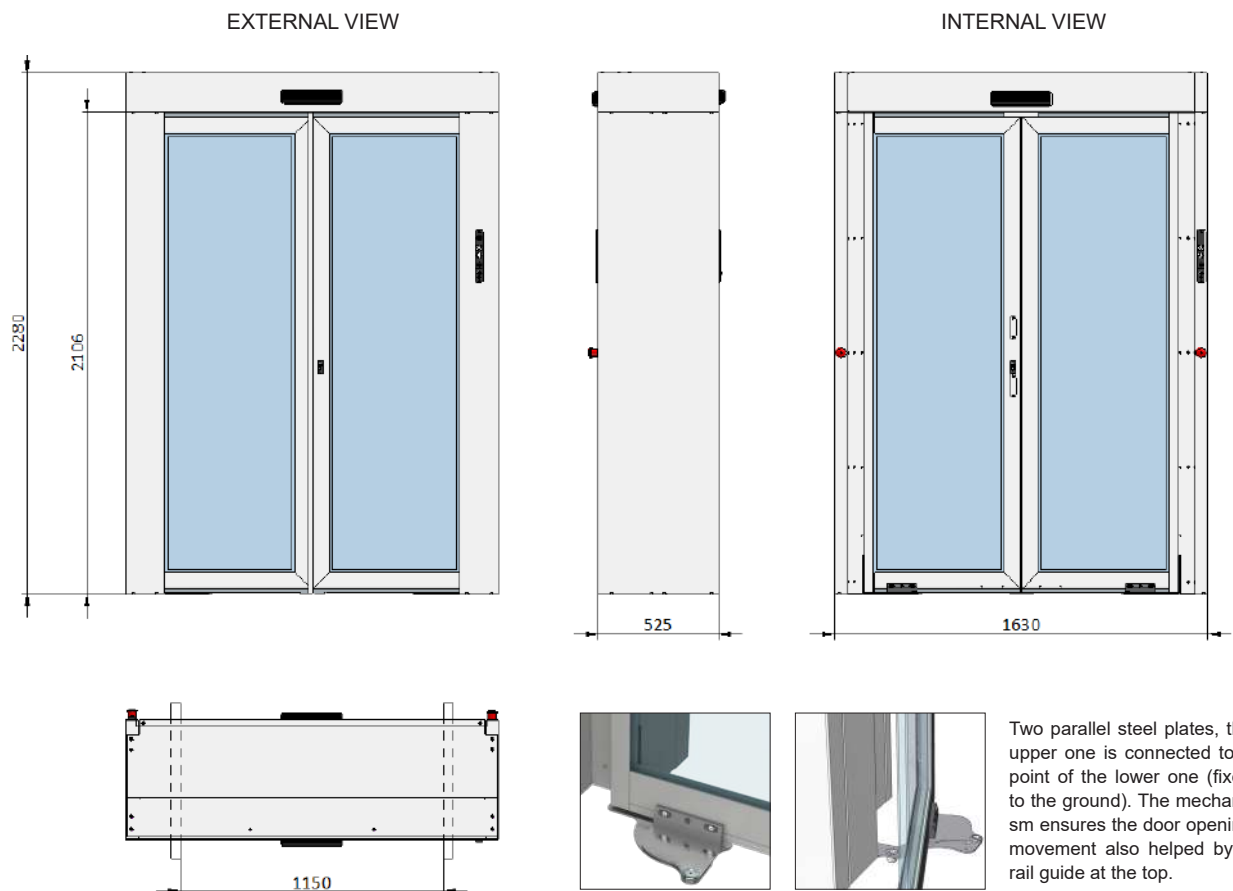
Co158.115.L ("light" version)

Door leaves framed on 3 sides (central sides are unframed).



Co158.115.S ("strong" version)

Door leaves framed on 4 sides.





TECHNICAL SPECIFICATIONS



PESO: roughly 650 kg according to model and additional accessories.



POWER SUPPLY: 230V (110V on request), 50/60 Hz.



VOLTAGE: 12-24 V.c.c. with back-up batteries for uninterrupted operations in case of power loss (up to 100 cycles).



STRUCTURE: self-supporting, painted steel, available also in separate parts for on-site assembling.



PAINTING: RAL standard colors range with orange skin finishing (flat finishing, stainless execution and other colors, on request).



MOVEMENT: 24 V.c.c. electric-motors assisted sliding-doors movement with reversible option for manual opening in case of total power loss.



DOOR OPENING TIME: adjustable door leaves opening time.



GLASS: doors equipped with 20/21 mm laminated glass rated bulletproof BR2/S EN1063 and burglarproof P6B EN 356.



DOOR LIGHTS: glass equipped with LED lights on the edge (on request).



ELECTRONICS: Control Unit Co580, microprocessor based electronics.



ACCIDENT PREVENTION MEASURES: self-adjusted braking, speed control and accident prevention devices (infrared sensors and emergency push buttons).



PROGRAMMABLE OPTIONS: emergency escape/door locks; automatic/manual transit; passage one/both directions.



CONSUMPTION: 180 W.



CoMETA S.p.A.

Headquarters - Florence, Italy

Via Leonardo da Vinci, 116 - 50028 Barberino Tavarnelle

Tel: +39 055 8070303 - Fax: +39 055 8070505

info@cometaspa.com

www.cometaspa.com

FAAC ENTRANCE SOLUTIONS FRANCE-CoMETA Distributeur officiel CoMETA

560 avenue Marguerite Pery

77127 LIEUSAIN

Tel: +33 (0)6 47 21 06 13 /

+33 (0) 1 64 88 20 36

CoMETA Milano

Branch

Milan, Italia

Via Pelizza da Volpedo 40

20092 Cinisello Balsamo MI

Tel.: +39 02 25551622

infomi@cometaspa.com

CoMETA Padova

Branch

Padua, Italia

35129 Via dell'Industria, 62

Padova, Italia

Tel.: +39 049 8966592

Fax: +39 049 719295

infopd@cometaspa.com

